

# CENTAUR CL 12

## Cycle Shelters



Cycle Rack Shown is a Streetspace Centaur two CL 10s Semi-Enclosed Cycle Shelter - HD Galvanised Finish (Shelter/ Stands) - Rail Fix (Toast Rack) Stands - 20 Cycles

**CENTAUR CL** can be specified as a secure cycle shelter compound with the addition of sliding steel mesh gate panels to the front elevation. ZedPanel colour coated steel mesh cladding panels, durable steel and nylon roller tracks and a choice of access control systems.

Semi-enclosed cycle shelters that provide reliable, cost-effective weather protection for a single row of cycles under an asymmetric quadrant roof. The standard CENTAUR CL module covers 10 cycles with the sheffield-type stands and modules can be added in-line or as a compound as required.

CENTAUR CL cycle shelters are supplied with height-adjustable steel base plates that can be fixed to foundation pads either below or flush with the finished surface, depending on site and finish requirements. Surface fixed

sheffield toast rack cycle stands are supplied as standard with root-fix specification available.

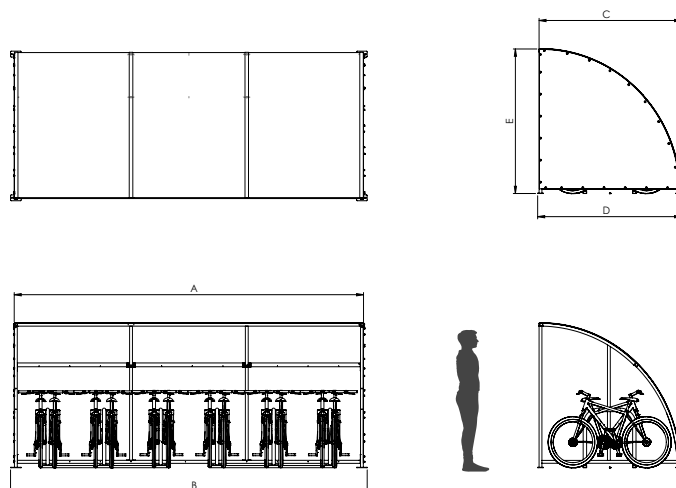
The clear view solid polycarbonate cladding is manufactured with UV protection on both sides providing excellent weathering properties. High impact resistance ensures the cladding is not damaged through daily use or vandalism.

CENTAUR CL cycle shelters are supplied with durable hot dip galvanised coating as standard with colour powder coat options that can include coordinated cycle stands. Sliding gate panels can be fitted to individual units for security. Cycle compounds can be created with end gates and central 'flying roof' sections.

### CENTAUR CL 12 Unit Dimensions

(A)	Top Width:	4960mm
(B)	Base Width::	5070mm
(C)	Top Depth::	2037mm
(D)	Base Depth:	2092mm
(E)	Height	2008mm

Storage: 12no. Cycles  
Sliding door option available.



PLEASE NOTE: Product dimensions given are correct at time of publishing March 2022. All dimensions are in millimetres and capacities in litres and don't form any part of the contract.

## Locking System Options

---

Integral locking system is located within the sliding door frame with a key operated deadlock. Handles are integral to the sliding door frame.



**Eurocylinder Lock**  
(Sliding Doors Only)

## Steel Finish Options

---




**Hot Dip Galvanised**



**Colour Polyester Powdercoat**



**Zed Pannel V-Mesh Black**



**Zed Pannel V-Mesh Green**

## Stand Fixing Options

---




**Rail Fix (Toast Rack)**

Stands are surface mounted to ground fix steel rails.



**Baseplate**

Integral base plates for individual ground fixing.



**Root fix**

Stands are cast into concrete below ground.

The content of this document is for your general information and use only. Specifications are subject to change without notice. Images are for illustrative purposes only. Specifications correct at time of print March 2022

Streetspace Ltd.

Streetspace Ltd, Lympe Industrial Park, Otterpool Lane, Hythe, Kent CT21 4LR  
e: [enquiries@streetspacegroup.co.uk](mailto:enquiries@streetspacegroup.co.uk) | t: 01227 200404 | [www.streetspacegroup.co.uk/](http://www.streetspacegroup.co.uk/)  
STREETSPACE LIMITED, Registered in England and Wales: 10175199



19017385



202497/A/0001/UK/En

