

CENTAUR CLC 20

Cycle Shelters



Unit shown is a Streetspace Centaur CLC Cycle Shelter
- Jet Black Finishes (Shelter/Stand)- Rail Fix (Toast Rack) Stands
- 20 Cycles

CENTAUR CL The cycle shelter modules can be arranged facing across a 1.8m central aisle with steel mesh infill panel at one end and a matching gate at the other to form a complete enclosure. 'Flying roof' clear view polycarbonate panels covering the central aisle can be specified for increased weather protection.

Semi-enclosed cycle shelters that provide reliable, cost-effective weather protection for a single row of cycles under an asymmetric quadrant roof. The standard CENTAUR CL module covers 10 cycles with the sheffield-type stands and modules can be added in-line or as a compound as required.

CENTAUR CL cycle shelters are supplied with height-adjustable steel base plates that can be fixed to foundation pads either below or flush with the finished surface, depending on site and finish requirements. Surface fixed

sheffield toast rack cycle stands are supplied as standard with root-fix specification available.

The clear view solid polycarbonate cladding is manufactured with UV protection on both sides providing excellent weathering properties. High impact resistance ensures the cladding is not damaged through daily use or vandalism.

CENTAUR CL cycle shelters are supplied with durable hot dip galvanised coating as standard with colour powder coat options that can include coordinated cycle stands. Sliding gate panels can be fitted to individual units for security. Cycle compounds can be created with end gates and central 'flying roof' sections.

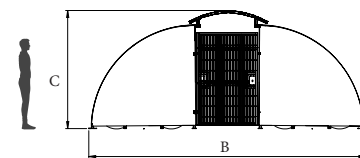
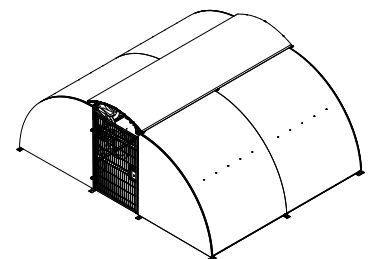
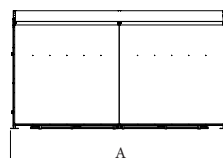
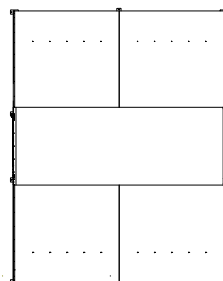
CENTAUR CLC 20 Unit Dimensions

(A)	Overall Width:	4240mm
-----	----------------	--------

(B)	Overall Depth:	5236mm
-----	----------------	--------

(C)	Overall Height	2257mm
-----	----------------	--------

Storage: 20no. Cycles



Locking System Options

metroSTOR products are available with a range of robust locking options to suit the specific operational requirements. Manufactured in stainless steel with aluminium external handles and options for internal release.



Latch + Code Secure Lock



Latch + Eurocylinder Lock



Latch + RFID Lock



Slide Bolt + Padlock

Steel Finish Options



Hot Dip Galvanised



Colour Polyester Powdercoat

Stand Fixing Options




Rail Fix (Toast Rack)

Stands are surface mounted to ground fix steel rails.



Baseplate

Integral base plates for individual ground fixing.



Root fix

Stands are cast into concrete below ground.

The content of this document is for your general information and use only. Specifications are subject to change without notice. Images are for illustrative purposes only. Specifications correct at time of print November 2022.

Streetspace Ltd.

Streetspace Ltd, Lympe Industrial Park, Otterpool Lane, Hythe, Kent CT21 4LR
e: enquiries@streetspacegroup.co.uk | t: 01227 200404 | www.streetspacegroup.co.uk/
STREETSPACE LIMITED, Registered in England and Wales: 10175199

